



SET-UP SHEET

DATE: ____ / ____ / ____
DRIVER: _____
TRACK: _____



MODERN VINTAGE RACING

FRONT SUSPENSION

(CIRCLE OR CHECK CORRECT SETTINGS)

FRONT SPINDLE CARRIERS: ☐ 25°, ☐ 30°

☐ TOE-IN / ☐ TOE-OUT: _____°

FRONT RIDE HEIGHT: _____

FRONT CAMBER: \mp _____°

SWAY BAR: ☐ NO, ☐ YES - SIZE: _____

NOTES: _____

FRONT SHOCKS

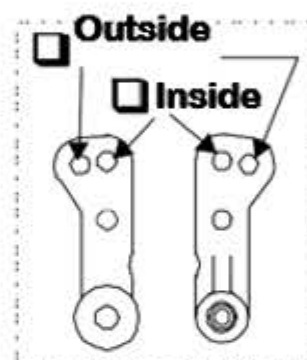
☐ ORIGINAL ☐ BIG BORE

OIL: _____

PISTON: _____ ☐ DRILLED / ☐ STANDARD

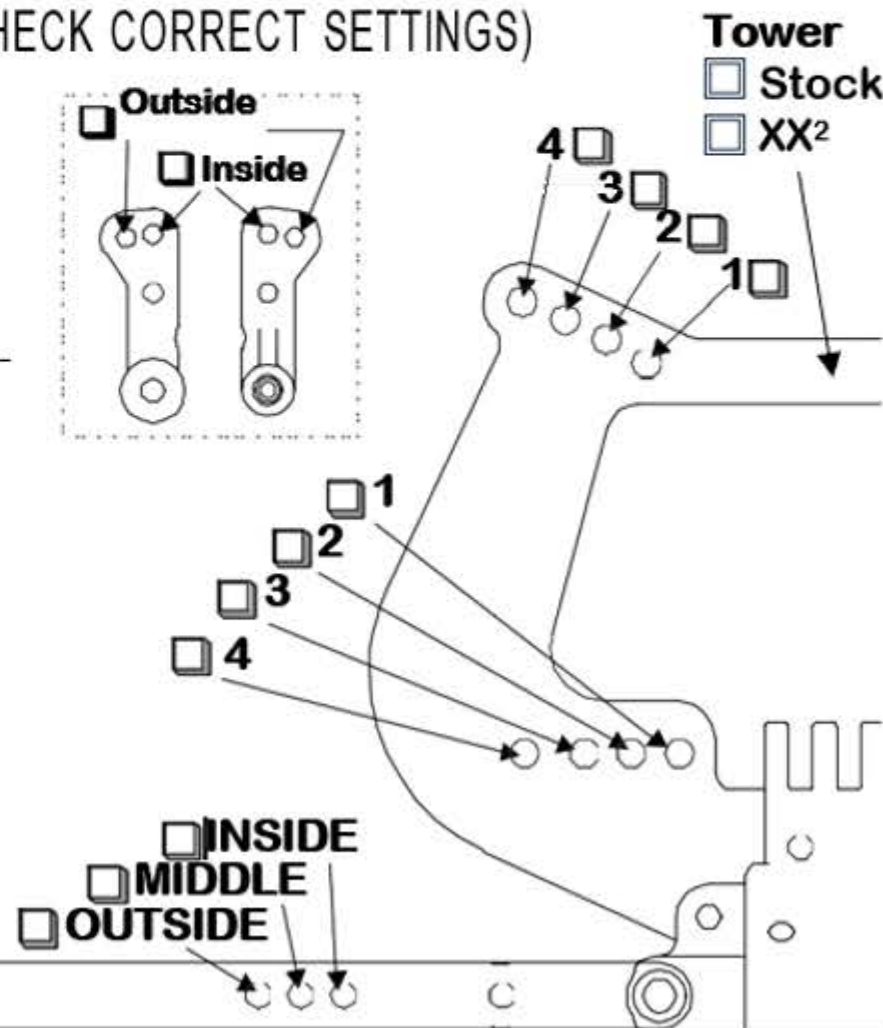
SPRING: _____ STROKE: _____

LIMITERS: INSIDE- _____, OUTSIDE- _____



☐ KINGPIN

☐ B ☐ A



REAR SUSPENSION

ANTI-SQUAT: _____ TOE-IN: _____

REAR RIDE HEIGHT: _____

REAR CAMBER: \mp _____°

SWAY BAR: ☐ NO, ☐ YES - SIZE: _____

NOTES: _____

DRIVE SHAFTS: ☐ CVDs ☐ UNIVERSAL

REAR SHOCKS

☐ ORIGINAL ☐ BIG BORE

OIL: _____

PISTON: _____ ☐ DRILLED / ☐ STANDARD

SPRING: _____ STROKE: _____

LIMITERS: INSIDE- _____, OUTSIDE- _____

HUB

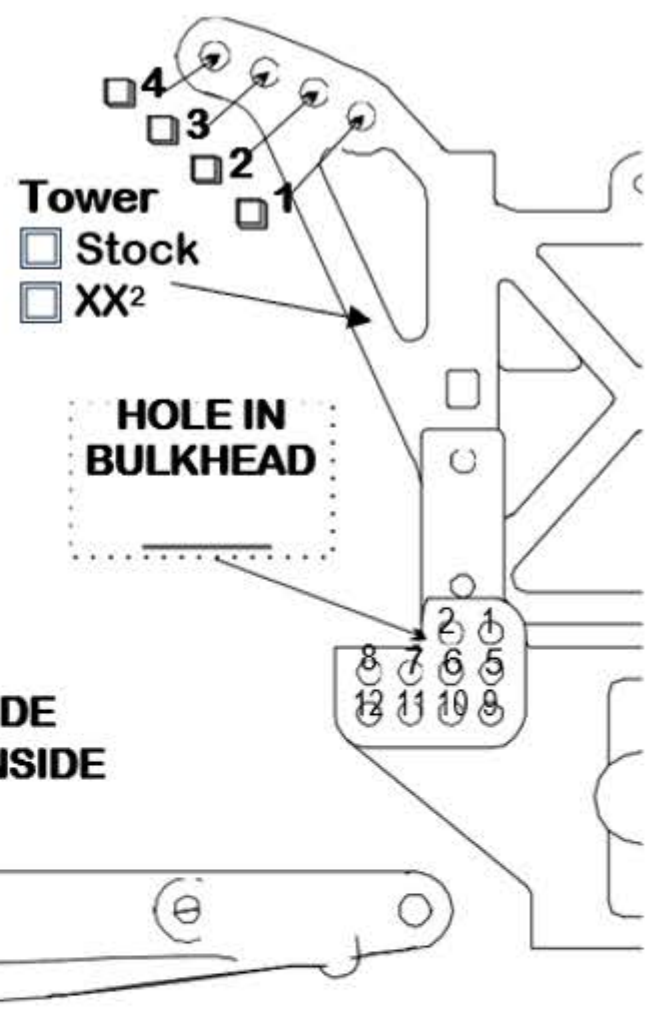
☐ F
☐ M
☐ B

HOLE IN HUB

HOLE IN BULKHEAD

☐ OUTSIDE

☐ INSIDE



TRANSMISSION & CHASSIS

FRONT TIRE: _____ COMPOUND: _____

REAR TIRE: _____ COMPOUND: _____

CHASSIS: ☐ SHORT, ☐ STANDARD, ☐ LONG, ☐ X-LONG

BATTERY: _____ BATTERY LOCATION: _____ BATTERY MOUNT: _____

TRANSMISSION: ☐ 2.19, ☐ 2.61

MOTOR: _____

PINION GEAR: _____

SPUR GEAR: _____